



## ASSEMBLY INSTRUCTIONS



**Register Your Product Today for Warranty**  
<https://luxeousa.com/register/>

**You will benefit from:**

- Efficient and enhanced support
- Future product updates
- New product launch

### **READ AND SAVE THIS INSTRUCTION FOR FUTURE REFERENCE**

- Please read all instructions prior to assembly
- Check that all parts and hardware are included before beginning assembly
- Note that there might be tools needed that are not included for this product
- This package may contain small parts which should be kept away from children
- Save all packing materials until assembly is completed to avoid accidentally discarding small parts or hardware
- Use caution and care when lifting the product to avoid injury and/or damage to product
- For faster and ease of assembly, two adults are recommended

**We love to hear from you. We strive to provide excellent customer service and product. If you are happy with our product, please take a moment to rate us with 5 Stars review with your favorite retailer.**

**Have Assembly Questions? Missing Parts or Hardware?**  
**PLEASE DO NOT RETURN PRODUCT TO RETAILER**  
**Contact LuXeo Customer Service Department:**  
**Tel: 714-729-3808 \* 1-855-68-LUXEO \* 1-855-685-8936**  
**Monday to Friday \* 9AM – 5PM PST**  
**Online @ [www.LuXeoUSA.com](http://www.LuXeoUSA.com)**

# USER CARE and MAINTENANCE

## 1. KEEP FURNITURE COVERED

We suggest that you keep your furniture covered when not in use. Reduce exposure to sunlight by storing in a covered area. This will minimize fading and keep the life of your furniture longer.

## 2. CLEANING

For Quick Cleaning - mix mild soap and warm water in bucket. Use clean cloth to wipe soapy mixture on surface and rinse off with water. For dirt and debris that may catch on surfaces clean with soft brush and rinse.

# LIMITED WARRANTY

We warrant to the original purchaser that for a period of one (1) year for residential and commercial use from date of original invoice, under normal use shall be free of manufacturing defects of workmanship and shall not split, crack, chip, peel or rot.

Excluded from the limited warranty, we shall not be liable for any failure, defect or damage resulting from the following:

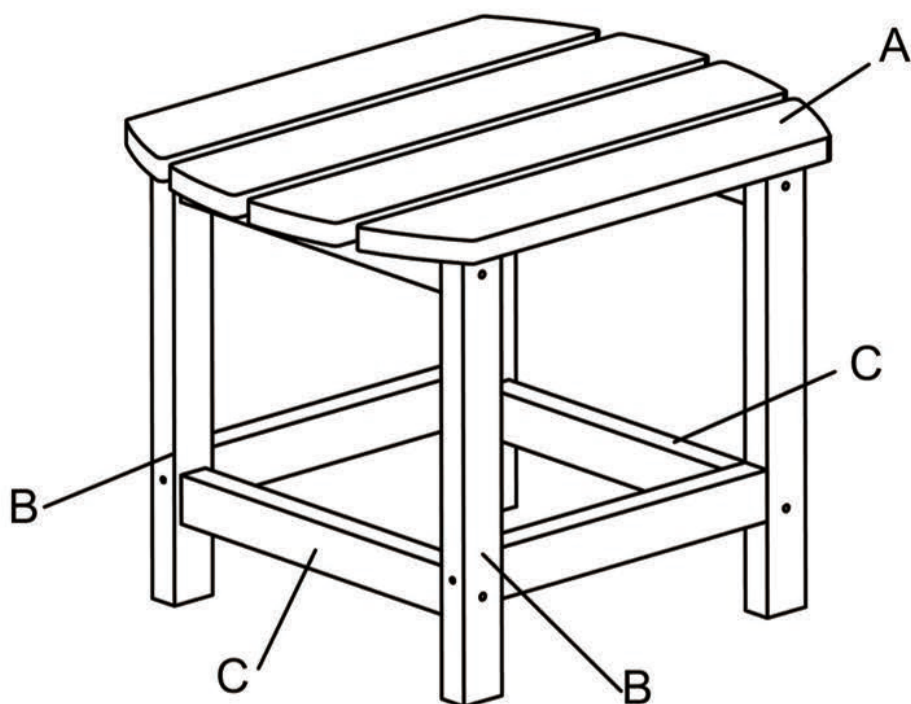
1. Our HDPE material are made with UV stabilizers to reduce fading. Exposure to sun can cause fading and color change to some extend over time due.
2. Abnormal use and neglect care of product
3. Damaged cause by misuse, vandalism, any act of God, environmental conditions and harsh chemical clean solutions
4. Rust or corrosion of stainless steel
5. Warranty does not cover normal wear and tear under normal use

LuXeo at its discretion will replace, repair or provide defective parts to the original purchaser. Pictures and original invoice are required for all warranty claims.








## ASSEMBLY INSTRUCTIONS MODEL: LUX-1520

### STRUCTURE DIAGRAM:

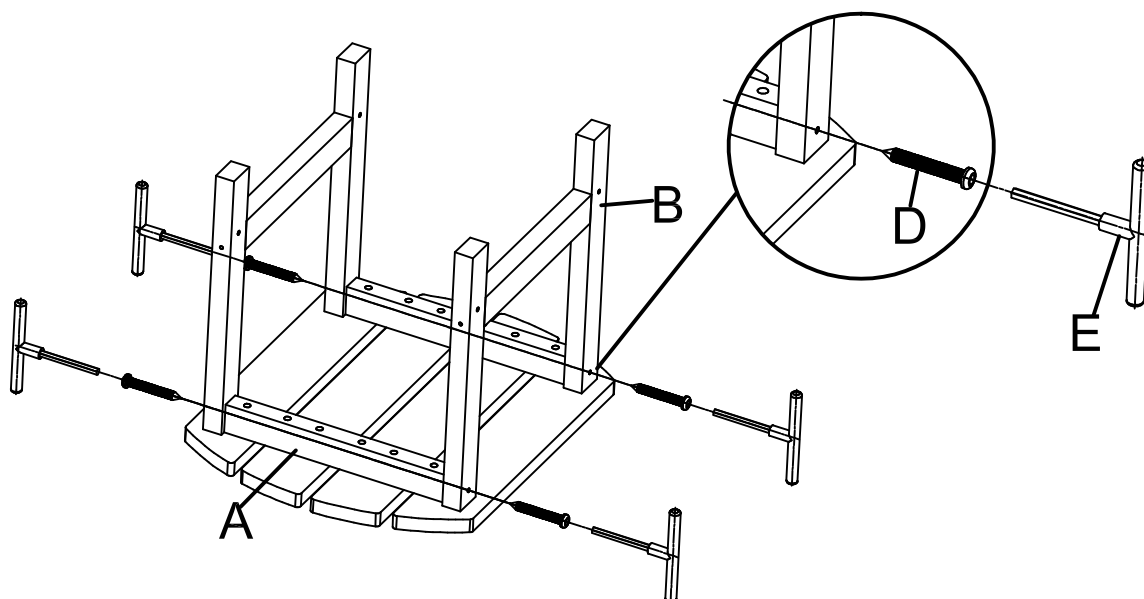


### TABLE PARTS INCLUDED:

 (A) Table Top x 1 unit	 (D) 2" Bolt x 8 units
 (B) Side Frame x 2 units	 (E) T-Wrench x 1 unit
 (C) Brace x 2 units	

For Assistance Call 1-855-68-LUXEO or 855-685-8936

STEP 1:



STEP 2:

