


1 STUDENT BRIEFING

To ensure you get the most from the workshop, please take some time to read through this briefing document before the start of your class; this document outlines what you can expect during your Advanced Motorsports Photography workshop.



Your instructor, David Benson, has produced a real-life brief for you. Working with some of the race teams competing over the weekend, we are simulating an experience for you similar to that of working media during a race weekend. Please take time to study this brief, make notes, and send any questions you may have to GPP prior to the start of the workshop.

You will have a lot of time during the workshop to shoot and fulfill the brief, but you will also need to be aware that races are short, and the light often works against us; in view of this, please note that the time we spend shooting will be active and fast-paced.

When we're not shooting, we will be back in the media center learning about the specialized skills required to work in the realm of motorsport photography, including panning and shooting fast-moving objects. We will also discuss how essential photography skills translate to this specific genre, including composition, working with leading lines, shooting with available/natural light, and selecting your depth of field.

At the conclusion of the workshop, after we have spent time shooting, learning, and editing, you will be required to present the images you took that answer the brief. This presentation will be given in front of your instructor, your peers, and we will give our images to the racing teams we photograph over the course of the day.

2 ABOUT THE GULF 12 HOURS RACE!

Friday 15th and Saturday 16th December sees the seventh edition of the Gulf 12 Hours, the most glamorous – Le Mans Style – endurance race in the region, hosted at Yas Marina Circuit.

Watch as 25 cars from 18 teams line up on the grid and go head to head on one of the world's most challenging circuits. In addition to old favourites returning to this iconic race, Loris Capirossi, the three-time MotoGP World Champion, will be making his return for a second season in international endurance motorsport, racing a Ferrari 458 GT3 with Swiss team Kessel Racing.

Split into two rounds of six hours' racing each, in true endurance style the race will consist of elements that run in daylight and under floodlights. The championship features a range of luxurious cars including GT3 cars, Lamborghini SuperTrofeo, GTX (Aston Martin Vantage GT4, Maserati Granturismo MC and Porsche Cayman GT4 Clubsport).


3 WORKSHOP BREAKDOWN

Head out on to the world famous Yas Marina Circuit as we shoot cars travelling past at speeds of up to 200mph. This is a truly unique opportunity to shoot at one of the worlds best race facilities, and home of the Abu Dhabi Grand Prix, the last round of the FIA Formula One World Championship.

Over the two day workshop, our time will be split between classroom led sessions, covering the racing action, and editing to deliver photos as per the client brief.

You will learn how to tell stories using photography, from individual team members, the cars, and finally, the results. We will scope out the unique environment of Yas, taking advantage of the architecture surrounding the circuit, the changes in elevation and various perspectives around the track. We will understand how to portray the feeling of speed and motion thorough our photography. Working during the very best hours of the day to capture some amazing light, utilise surrounding ambient light (*i.e. The Viceroy hotel*) and highlight the different colours and unique angles that the Yas Marina Circuit has to offer.

DAY 1



We will spend some time in the media centre orientating ourselves with the circuit, the days action, and some theory, which we'll be putting in to practice during the day. The sessions are short, free practice sessions in the morning. We'll use the first session to navigate the garages, where we'll be embedded in to a top team, capturing the last minute preparations and action as the drivers and mechanics make the all important changes to their cars ahead of qualifying.

For the second practice session, we'll do a full tour of the track perimeter to get an idea of the shots we want to capture during the short 15 minute qualifying sessions.

For qualifying, we'll split in to two small groups and head to different sections of the track, which you'll have chosen during the second practice, as the sun drops low and we take full advantage of the setting sun.

DAY 2



The running is split in to two 6 hour races. It's an early start for the first race, and straight in to the garages and on to the grid to capture the tension pre-race.

We'll move in to position to capture the start, then use the first couple of hours to catch on track action before the sun gets too high and harsh. We'll spend time in the pits, catching the driver changes which make endurance so unique, and finally the finish of the first 6 hour race.

We'll spend a short time processing and reviewing images, before we join one of the top teams for lunch. This is a great time to meet the drivers, mechanics and team owners, to understand what they look for in their event photography.

The second race starts only a few minutes after the sun sets. It's a critical time during the day, capturing those last few golden rays and glowing sky, before the track depends in to darkness. We'll then have around five hours to shoot under the lights that make Yas Marina Circuit so unique. A short time will be spent in the briefing room, understanding the challenges of shooting in the dark, which is also an opportunity for those who want to make an early exit to do so, and then carry on shooting around the circuit and pits all the way through until midnight for the podium celebrations.



ADVANCED MOTORSPORTS PHOTOGRAPHY

Friday, 15th December 2017: 8:00am - 6:00pm

Saturday, 16th December 2017: 8:00am - 00:30am


(Saturday timing optional - recommend staying until 20:00pm to catch night running)

Workshop Location: YAS Marina Circuit, Abu Dhabi

4 YOUR BRIEF

You are working at the bustling YAS Marina circuit to cover a jam-packed race day.

You have been asked by YAS Marina to cover the racing series and provide the following shots for social media and press use after the event.



ASSIGNMENT 1 THE PEOPLE

You must provide a shot of the winning driver from the series you're covering, suitable for print and digital publication. You will be required to think about how you approach the driver/team, lighting sources, depth of field, and backgrounds to create a compelling image with a strong narrative.



ASSIGNMENT 2 THE CAR

You must provide a shot of the winning car from the series you're covering, suitable for print and digital publication. There are a few opportunities to capture the winning car, and depending on the type of car, size of the grid, and the time of day, we will work together to cover those opportunities and produce front-cover worthy images.



ASSIGNMENT 3 THE STORY

Motorsport photography is about more than just capturing the winner. You'll have time during the day to use some of the skills learned during the workshop sessions to go and shoot something that captures the story behind the event. Editors are often looking for different and unique stories for motorsport press, and the images produced can make all the difference in bringing a story to life, whether it's overcoming the strife and struggle of a team, a resurgent driver coming up from the back of the grid, or a behind-the-scenes look at the mechanics/mechanical elements of the car.



This is your opportunity to get creative.

5 WHAT TO BRING

- A DSLR camera is recommended, but a mirrorless camera will also work
- Fully charged camera batteries
- Range of lenses between 24mm (or wider, if available) and 300mm
- Empty, high-speed memory cards (minimum of 64 GB recommended)
- Laptop computer with Adobe Lightroom pre-installed
- Laptop charger
- Card Reader
- Monopod (if you have one)
- Circular polarizer/screw-in ND filters (if you have one)

6 PRE-WORKSHOP TIPS

Now that you know what the workshop will entail:

- Go out and start practicing with your camera.
- Refresh yourself on how aperture and shutter speed work together. i.e. how a lower shutter speed can give you blur in your images, and how to control that blur with moving objects by panning.

7 MEDIA DISCLAIMER FORM

You will need to complete and sign a disclaimer form to take part in this workshop, we will provide this on the first day of class. As the workshop is operating on a working racetrack, you will be treated like a member of the media, be required to wear a high visibility jacket at all times while in the pits and trackside, and be required to follow all marshall instructions.

If you have any questions please email us at info@gulfphotoplus.com and we will endeavour to get back to you within 24 hours.

We are looking forward to seeing you at the track on race weekend, and we trust we'll have a wonderful workshop!

David & the GPP Team